



Chilled water buffer store

ARX - Made with AISI 304 stainless steel

ARZ - Made with galvanized carbon steel

ARN - Made with carbon steel

Buffer vessel for the storage of cold water coming from chillers and air conditioning systems.

The wide range of capacities (from 100 to 5000 litres) allows their installation in every system, from domestic use to commercial applications. Besides its main function of buffer store, this equipment works also as low loss header

thus making the heat source flow independent to the flow of the system where it is connected.

The thermal fluid contained in the cylinder must operate in closed circuit (without oxygen), in order to avoid corrosion phenomena. The cylinder is coated with vapour seal insulation.

HEAT SOURCE



APPLICATION




TECHNICAL FEATURES

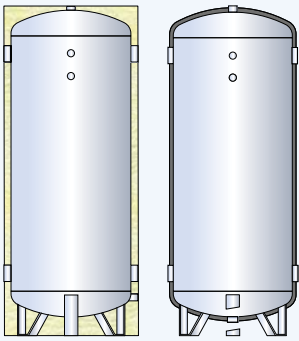
Buffer

General features

	ARX	ARZ	ARN
Material	Stainless steel AISI 304 (1.4301)	S 235 Jr galvanized	S 235 Jr black
Internal protective treatment	Pickling and passivation	Galvanizing	None
External protective treatment	Pickling and passivation	Galvanizing	None
Rating (P max. / T max.)	6 bar / -10 ÷ + 60 °C	6 bar / -10 ÷ + 60 °C	6 bar / -10 ÷ + 60 °C
Capacity	100 - 5000 L		
Warranty	3 years	2 years	2 years
Vapour seal insulation	- 30 mm thick polyurethane foam + PVC (for indoor); Fire retardant class B3 (DIN 4102) - 30 mm thick polyurethane foam + UV resistant PVC (for outdoor); Fire retardant class B3 (DIN 4102) - 20 mm thick PEXL + PVC (for indoor); Fire retardant class B3 (DIN 4102) - 20 mm thick PEXL + UV resistant PVC (for outdoor); Fire retardant class B3 (DIN 4102)		
In compliance with	- Pressure Equipment Directive (PED) 2014/68/UE Art. 4 Para 3		

BAFFLE PLATES
AVAILABLE ON
DEMAND



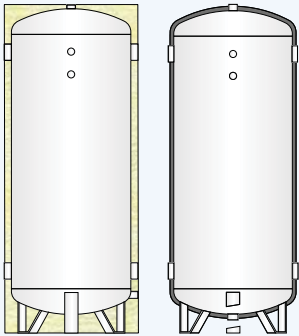


ARX - AISI 304 Stainless steel chilled water buffer vessel

Hard insulation with rigid polyurethane foam and PVC jacket

Vapour seal insulation with PEXL and PVC jacket

CODE	INSULATION THICK. (mm)	REAL CAPACITY (L)	CODE	INSULATION THICK. (mm)	REAL CAPACITY (L)
ARX 00100 R	30	98,4	-	-	-
ARX 00200 R	30	189,3	-	-	-
ARX 00300 R	30	289,8	-	-	-
ARX 00500 R	30	499,8	-	-	-
ARX 00800 R	30	749,3	-	-	-
ARX 01000 R	30	931,0	-	-	-
-	-	-	ARX 01500 F	20	1472,4
-	-	-	ARX 02000 F	20	1950,0
-	-	-	ARX 02500 F	20	2493,5
-	-	-	ARX 03000 F	20	2957,5
-	-	-	ARX 04000 F	20	3894,4
-	-	-	ARX 05000 F	20	5005,2

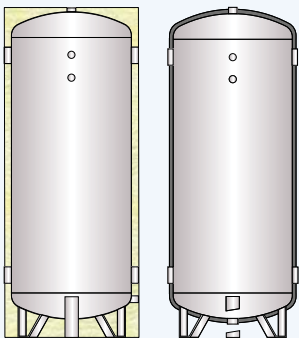


ARZ - Galvanized carbon steel chilled water buffer vessel

Hard insulation with 30 mm thick injected polyurethane foam and PVC jacket

Vapour seal insulation with 20 mm thick PEXL and PVC jacket

CODE FOR INDOOR USE	CODE FOR OUTDOOR USE	REAL CAPACITY (L)	CODE FOR INDOOR USE	CODE FOR OUTDOOR USE	REAL CAPACITY (L)
ARZ 00100 R	ARZ 00100 RE	98,4	-	-	-
ARZ 00200 R	ARZ 00200 RE	189,3	-	-	-
ARZ 00300 R	ARZ 00300 RE	289,8	-	-	-
ARZ 00500 R	ARZ 00500 RE	499,8	-	-	-
ARZ 00800 R	ARZ 00800 RE	749,3	-	-	-
ARZ 01000 R	ARZ 01000 RE	931,0	-	-	-
-	-	-	ARZ 01500 F	ARZ 01500 FE	1472,4
-	-	-	ARZ 02000 F	ARZ 02000 FE	1950,0
-	-	-	ARZ 02500 F	ARZ 02500 FE	2493,5
-	-	-	ARZ 03000 F	ARZ 03000 FE	2957,5
-	-	-	ARZ 04000 F	ARZ 04000 FE	3894,4
-	-	-	ARZ 05000 F	ARZ 05000 FE	5005,2



ARN - Carbon steel chilled water buffer vessel

Hard insulation with rigid polyurethane foam and PVC jacket

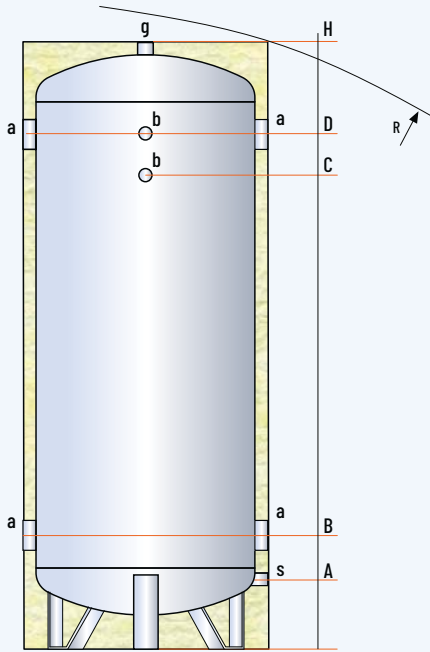
Vapour seal insulation with PEXL and PVC jacket

CODE	INSULATION THICK. (mm)	REAL CAPACITY (L)	CODE	INSULATION THICK. (mm)	REAL CAPACITY (L)
ARN 00100 R	30	98,4	-	-	-
ARN 00200 R	30	189,3	-	-	-
ARN 00300 R	30	289,8	-	-	-
ARN 00500 R	30	499,8	-	-	-
ARN 00800 R	30	749,3	-	-	-
ARN 01000 R	30	931,0	-	-	-
-	-	-	ARN 01500 F	20	1472,4
-	-	-	ARN 02000 F	20	1950,0
-	-	-	ARN 02500 F	20	2493,5
-	-	-	ARN 03000 F	20	2957,5
-	-	-	ARN 04000 F	20	3894,4
-	-	-	ARN 05000 F	20	5005,2

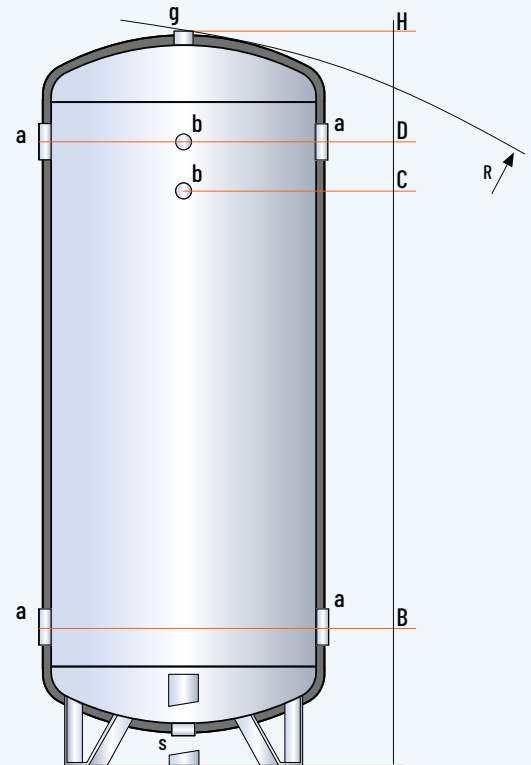
100 - 1000 L

LEGEND

- a . System Inlet/Outlet
- b . Control instruments
- g . Vent / safety valve
- s . Drain



1500 - 5000 L

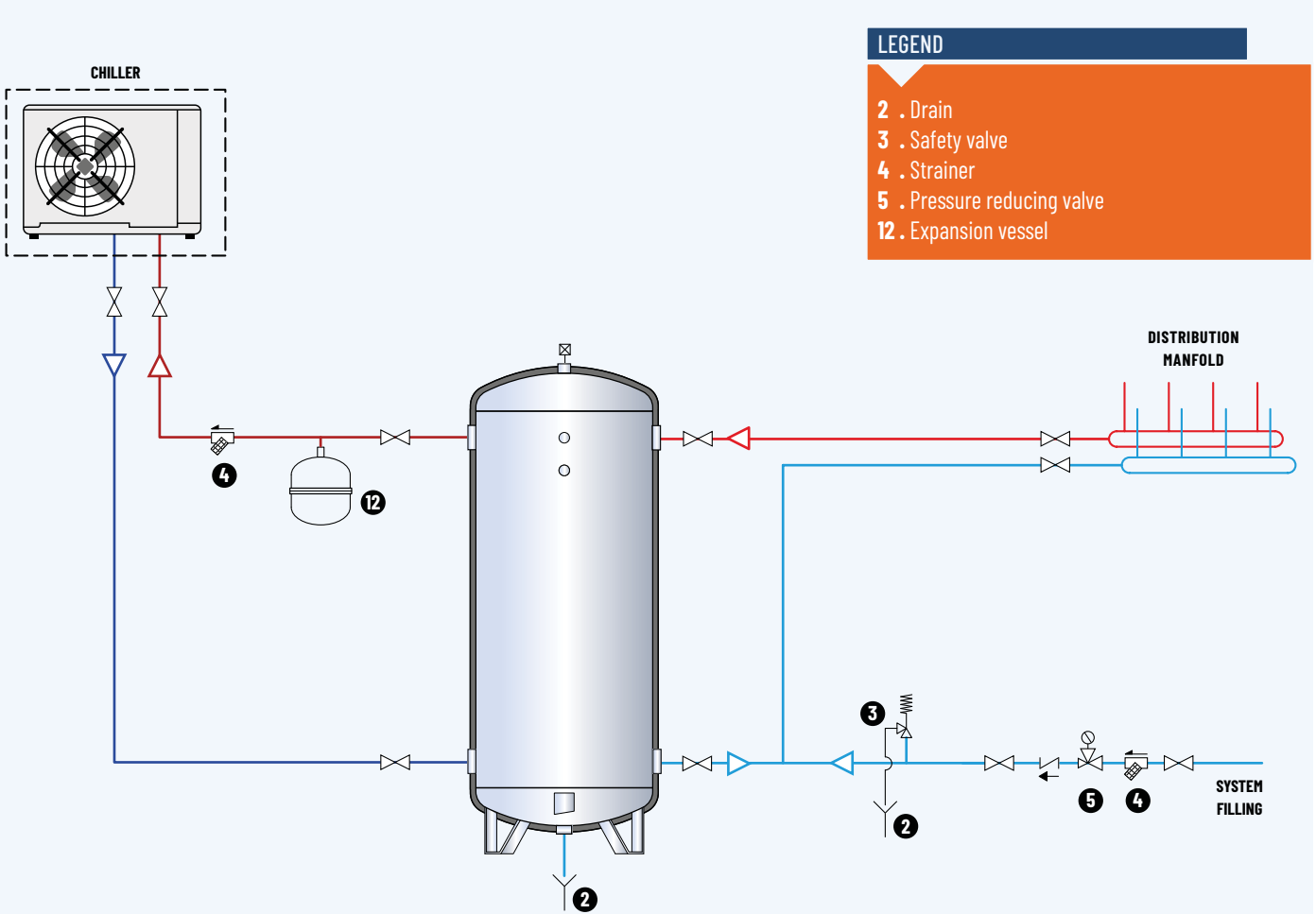


MODEL	DIMENSIONS (mm)				R *	WEIGHT ARZ (kg)
	Ø	H	Ø EXT			
AR_ 00100 R	400	905	450		1025	20
AR_ 00200 R	450	1305	500		1410	30
AR_ 00300 R	500	1585	550		1695	38
AR_ 00500 R	650	1640	710		1800	61
AR_ 00800 R	790	1675	850		1895	79
AR_ 01000 R	790	2035	850		2210	93
AR_ 01500 F	1000	2140	1060		2220	132
AR_ 02000 F	1100	2360	1160		2460	195
AR_ 02500 F	1200	2520	1260		2640	228
AR_ 03000 F	1250	2720	1310		2835	287
AR_ 04000 F	1400	2850	1460		3000	335
AR_ 05000 F	1600	2880	1660		3095	440

* For capacities from 100 to 1000 litres, the tilt height refers to the cylinder with rigid insulation

MODEL	HEIGHTS (mm)				CONNECTIONS (GAS)			
	A	B	C	D	a	b	g	s
AR_ 00100 R	105	210	560	710	1" 1/2	1/2"	1" 1/4	1"
AR_ 00200 R	135	220	945	1095	1" 1/2	1/2"	1" 1/4	1"
AR_ 00300 R	125	275	1170	1320	2"	1/2"	1" 1/4	1"
AR_ 00500 R	155	305	1200	1350	3"	1/2"	1" 1/4	1"
AR_ 00800 R	170	320	1215	1365	3"	1/2"	1" 1/2	1"
AR_ 01000 R	170	320	1560	1710	3"	1/2"	1" 1/2	1"
AR_ 01500 F	-	485	1630	1780	3"	1/2"	1" 1/2	1" 1/2
AR_ 02000 F	-	490	1835	1985	3"	1/2"	1" 1/2	1" 1/2
AR_ 02500 F	-	540	1945	2095	4"	1/2"	1" 1/2	1" 1/2
AR_ 03000 F	-	535	2140	2290	4"	1/2"	1" 1/2	1" 1/2
AR_ 04000 F	-	615	2220	2370	4"	1/2"	1" 1/2	1" 1/2
AR_ 05000 F	-	620	2220	2370	4"	1/2"	1" 1/2	1" 1/2

Disclaimer: this layout is purely indicative. It does not replace consultant's design



PRIMARY WATER
THERMAL STORES